

Personal Protective Equipment: EXTENDED USE

PPE use may be extended *without* removal between patients when supply is low. Use caution.

Don PPE

Refer to specific transmission based isolation precautions.

Before donning PPE: remove jewelry, perform hand hygiene, and inspect PPE for damage.

1. Put on isolation gown.



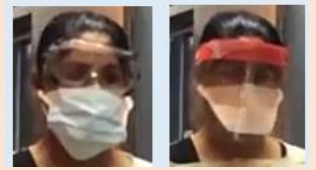
2. Put on mask. Perform a seal check if wearing N95.



3. To extend the use of the **surgical mask or N95** there must be a **barrier**.

Combination 1: face shield + mask or N95 respirator

Combination 2: goggles + N95 respirator + surgical mask over the respirator.



4. Put on gloves.



5. Sign into staff log.



DO NOT extend use of PPE if visibly contaminated, wet, damaged, or fit and function are lost.


6. Inspect PPE. Discard if visibly contaminated.



7. Remove gloves. Perform hand hygiene.



8. Exit patient room and close the door behind you.



DO NOT touching outer areas of mask/respirator or eye protection.


DO NOT touch sleeves and front of isolation gown.

DO NOT extend use of N95 after aerosolizing procedures UNLESS a barrier was placed over it.

9. Perform hand hygiene.



10. Sign out of staff log.



11. Put on a new pair of gloves.



12. Sign into staff log prior to entering next patient room.



**Inside
Patient Room**

**Outside
Patient Room**